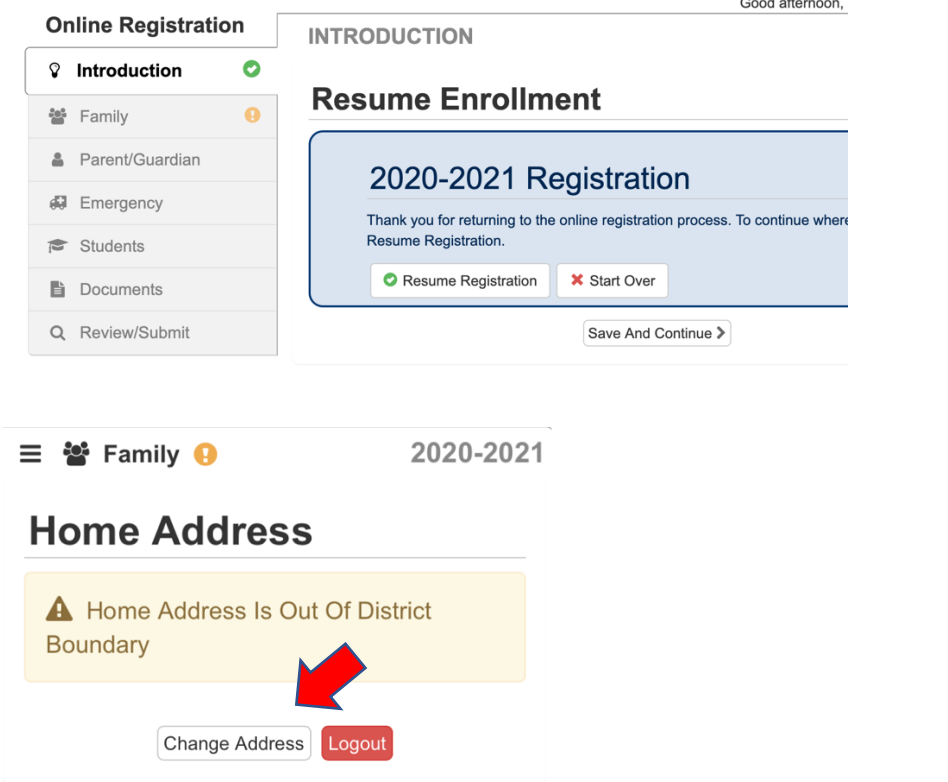
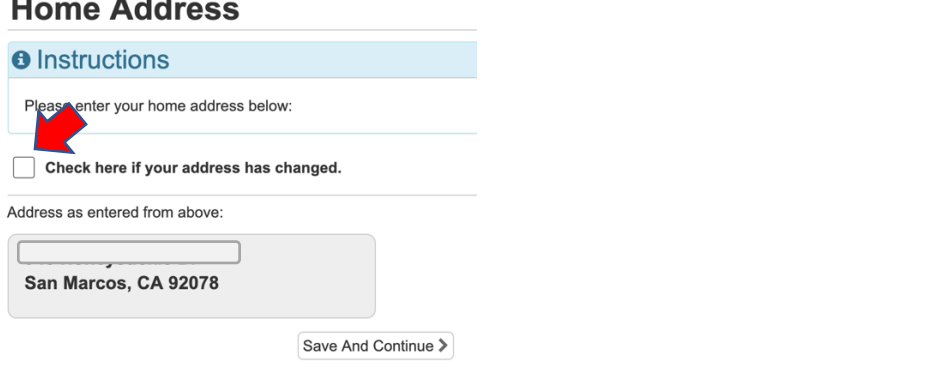
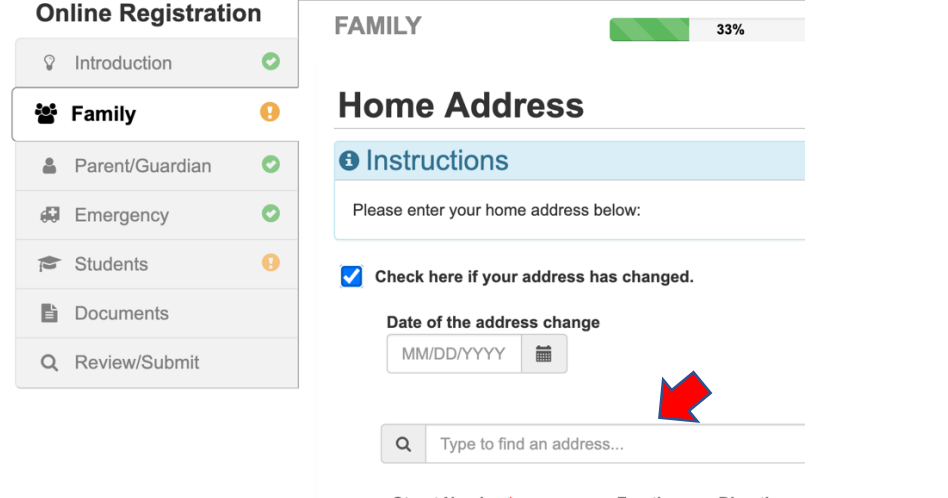





# How to Fix **OUT OF BOUNDARY** error


Step	Note	Illustration
1	<p>Resume application if already started.</p> <p>OR</p> <p>Start new application.</p> <p>OR</p> <p>click on CHANGE ADDRESS option</p>	 <p>The screenshot shows the 'Online Registration' sidebar with 'Introduction' checked and 'Family' with an error icon. The main content area shows 'INTRODUCTION' and 'Resume Enrollment' for '2020-2021'. A yellow warning box says 'Home Address Is Out Of District Boundary'. A red arrow points to the 'Change Address' button.</p>
2	<p>Place a check mark on the option</p>	 <p>The screenshot shows the 'Home Address' form. A red arrow points to the text 'Please enter your home address below:'. The checkbox 'Check here if your address has changed.' is unchecked. The address entered is 'San Marcos, CA 92078'.</p>
3	<p>Search for address In the blank field (red arrow)</p>	 <p>The screenshot shows the 'Home Address' form with the 'Check here if your address has changed.' checkbox checked. A red arrow points to the search input field 'Type to find an address...'. The address entered is 'San Marcos, CA 92078'.</p>


<p>4</p>	<p>Select the address that matches YOUR address</p> <p><b>** IMPORTANT **</b></p> <p>Read step <b>4A</b> if your student is attending and belongs to SMUSD</p> <p>Read <b>4B</b>. if your student is attending SMUSD from a neighboring district <b>(must have an approved INTER application)</b></p>	<p><input checked="" type="checkbox"/> Check here if your address has changed.</p> <p>Date of the address change</p> <p>MM/DD/YYYY </p> <p>Q 946 <input type="text"/></p> <p>946 <input type="text"/> San Marcos, CA 92069 </p> <p>946 <input type="text"/> <input type="text"/> <input type="text"/></p>
----------	---	---

## STEP 4A

<p>Select your address and proceed to with your application.</p> <p>Save and Continue</p> <p><b>Please note:</b> should the address shown have an error such as wrong zip code, missing appt number or not showing up, please contact your school of attendance.</p>	<p>Address as entered from above:</p> <p><input type="text"/></p> <p><b>San Marcos, CA 92069</b></p> <p style="text-align: right;"></p> <p style="text-align: right;"> <input type="button" value="Previous"/> <input type="button" value="Save And Continue"/> </p>
--	---

## STEP 4B

<p>If you are an INTER, your address will be noted as such. A lower case "t" has been added to your address.</p> <p>You will have the regular address as an option. The "transfer" option will also be there.</p> <p>You MUST select the transfer option.</p>	<p><input checked="" type="checkbox"/> Check here if your address has changed.</p> <p>Date of the address change</p> <p>08/06/2020 </p> <p>Q 468 <input type="text"/></p> <p><input type="text"/> a t Ln, <input type="text"/> tion Dire</p> <p>santa <input type="text"/> <input type="text"/></p>
---	--

<p>5</p> <p>Continue with your application.</p> <p>NOTE: The "transfer" ("t") will be removed from your address when mailings are to be sent.</p>	<p>Address as entered from above:</p> <p><input type="text"/></p> <p><b>San Marcos, CA 92069</b></p> <p style="text-align: right;"></p> <p style="text-align: right;"> <input type="button" value="Previous"/> <input type="button" value="Save And Continue"/> </p>
---	---

If at any time you have any questions, please contact the staff at the school of enrollment of your student(s).

--	--	--