



# The Parents' Guide to Google Classroom

# What is Google Classroom?

Think of Google Classroom (GC) as your child's digital link to learning.

Teachers use GC to share assignments, homework, newsletters, and much more with students AND parents!



# Getting Started



Your child was provided with a secure login and password that is unique to them.

Check with his/her teacher to obtain this private information OR ask them to add you as a parent via email!

# Getting Started



1

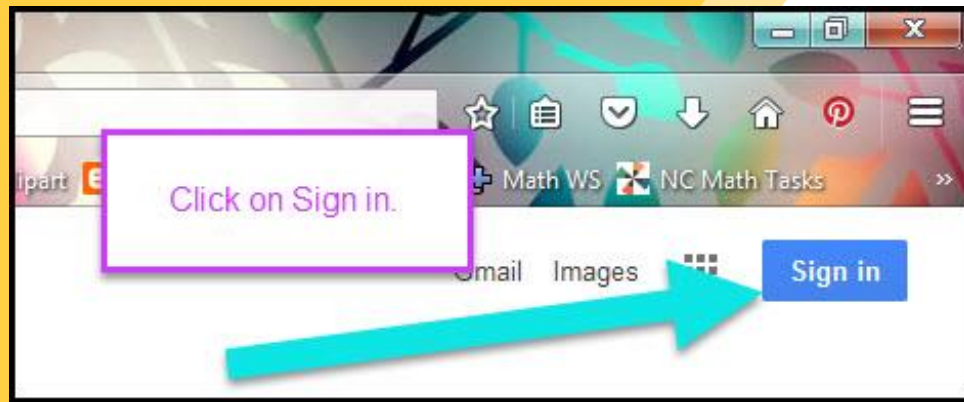
Click on the Google Chrome browser icon.

# Getting Started



2 Type [www.google.com](http://www.google.com) into your web address bar.

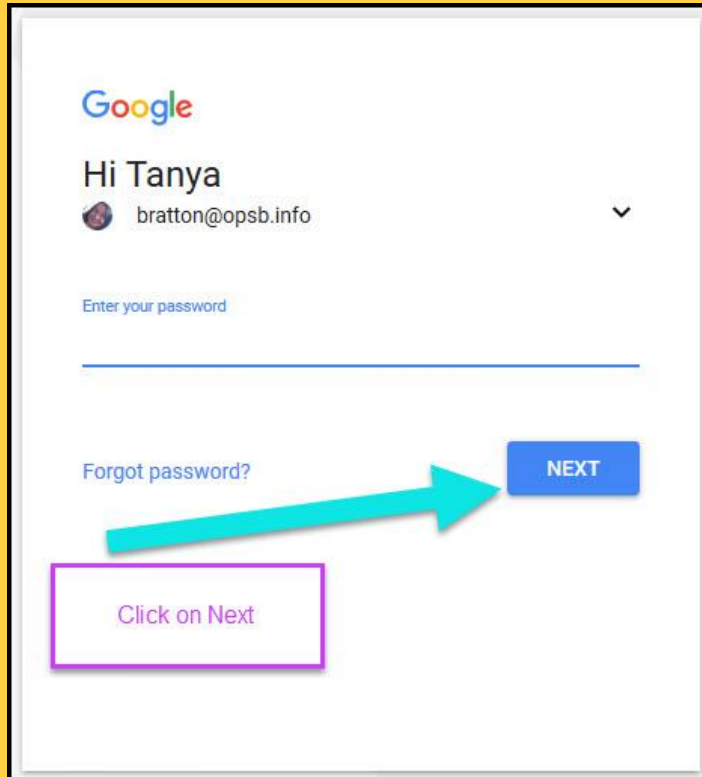
# Getting Started



3

Click on **SIGN IN** in the upper right hand corner of the browser window.

# Getting Started



Google

Hi Tanya  
bratton@opsb.info

Enter your password

Forgot password?

NEXT

Click on Next

4

Type in your child's  
Google Email address  
& click "next."

# Getting Started

Google

Hi Tanya  
bratton@opsb.info

Enter your password

Forgot password?

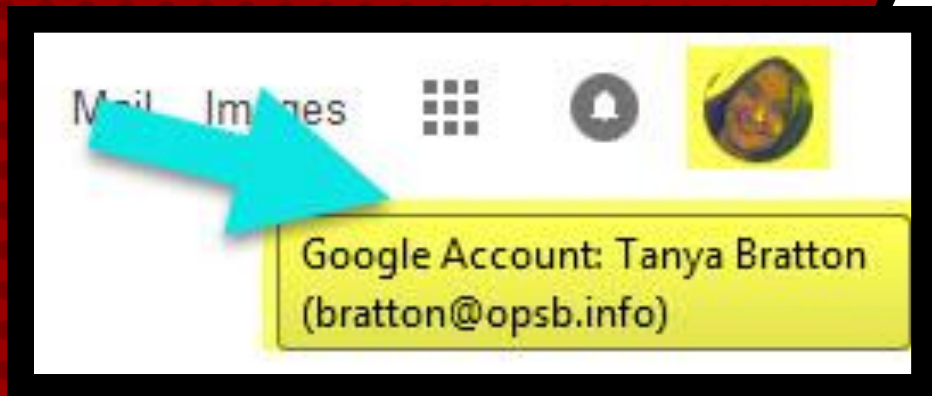
NEXT

Click on Next

5

Type in your  
**PASSWORD**  
& click "next."



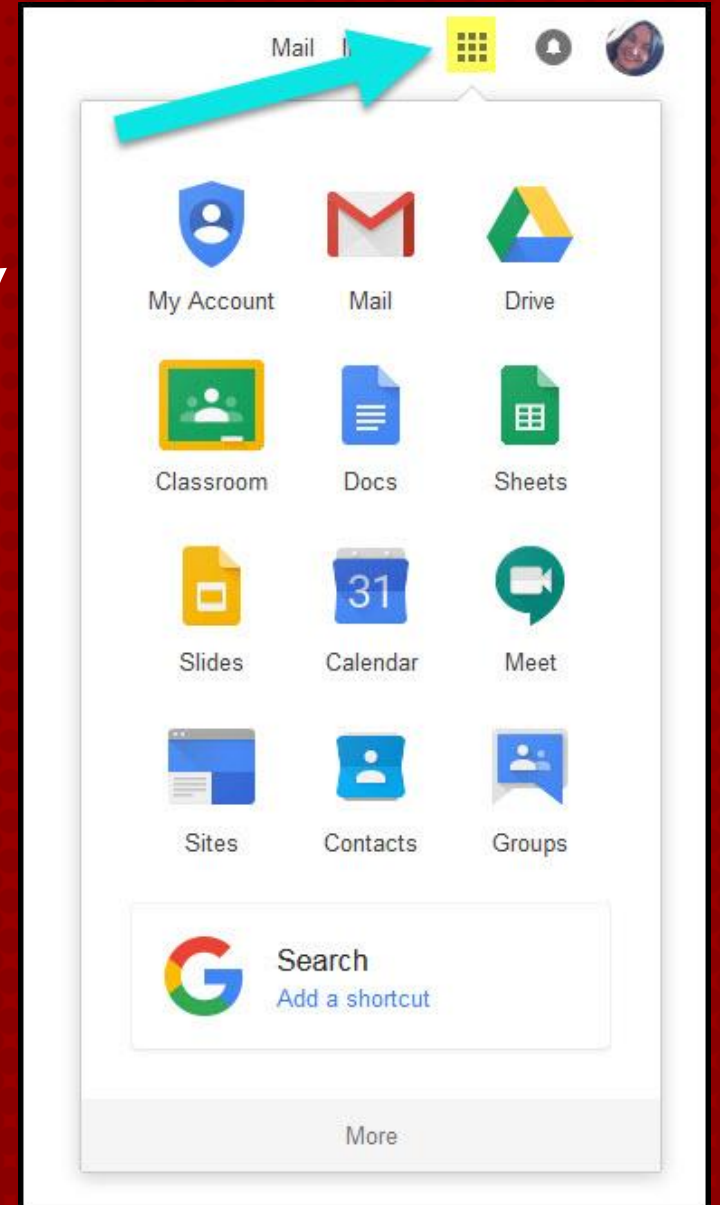


***NOW YOU'LL SEE***

that you are signed in to  
your Google Apps for  
Education account!

# GOOGLE SUITE

Click on the 9 squares  
(Waffle/Rubik's Cube) icon in the  
top right hand corner to see  
the Google Suite of Products!



# GOOGLE ICONS TO RECOGNIZE:



CHROME



DOCS




DRIVE



SLIDES



SHEETS



FORMS



CALENDAR



GMAIL



PHOTOS



MAPS



KEEP



CLASSROOM



MEET



HANGOUTS



SITES



CONTACTS



CLOUD



CLOUD SEARCH



YOUTUBE




NEWS



VAULT



MY ACCOUNT

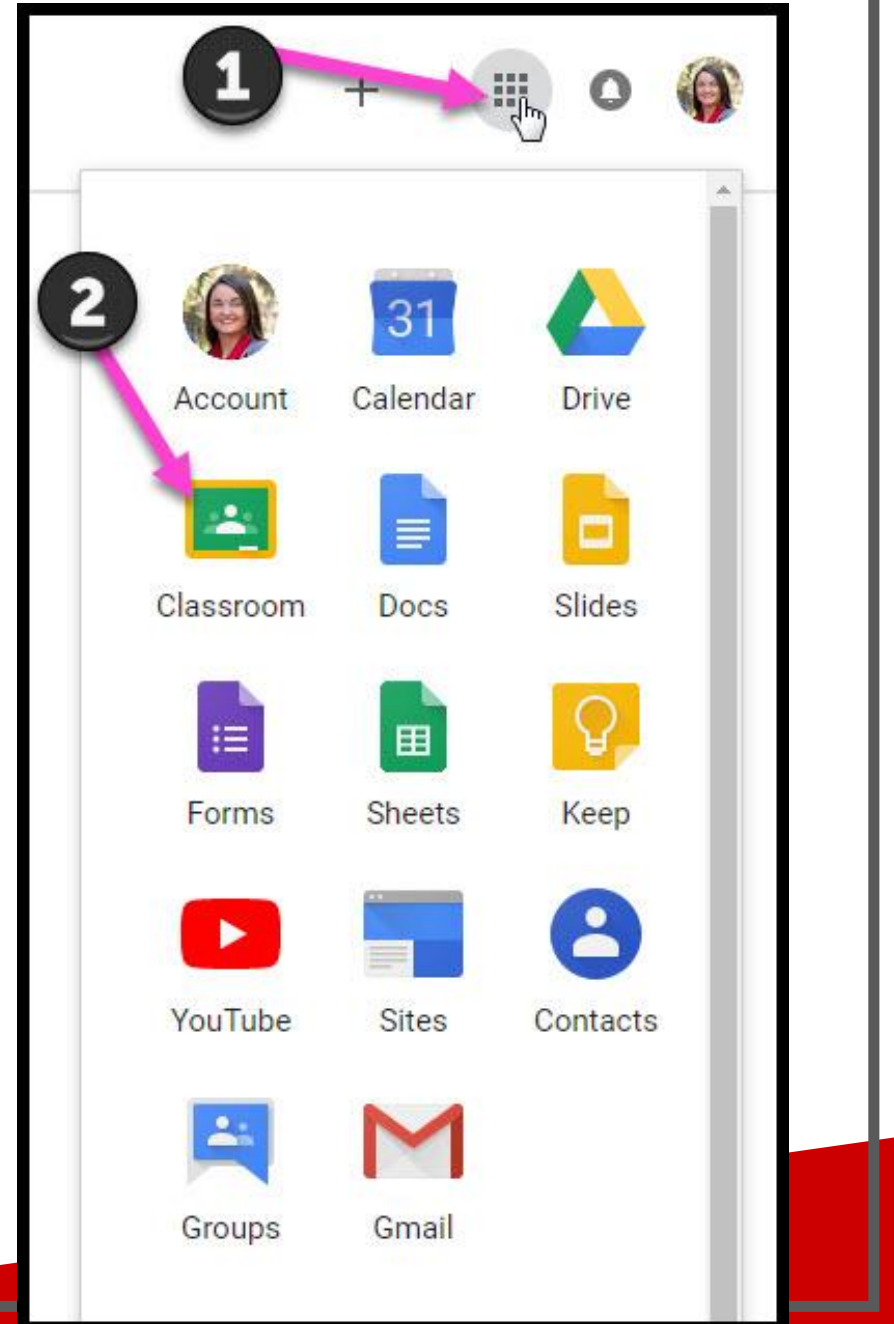


GROUPS

# Navigating Classroom

1

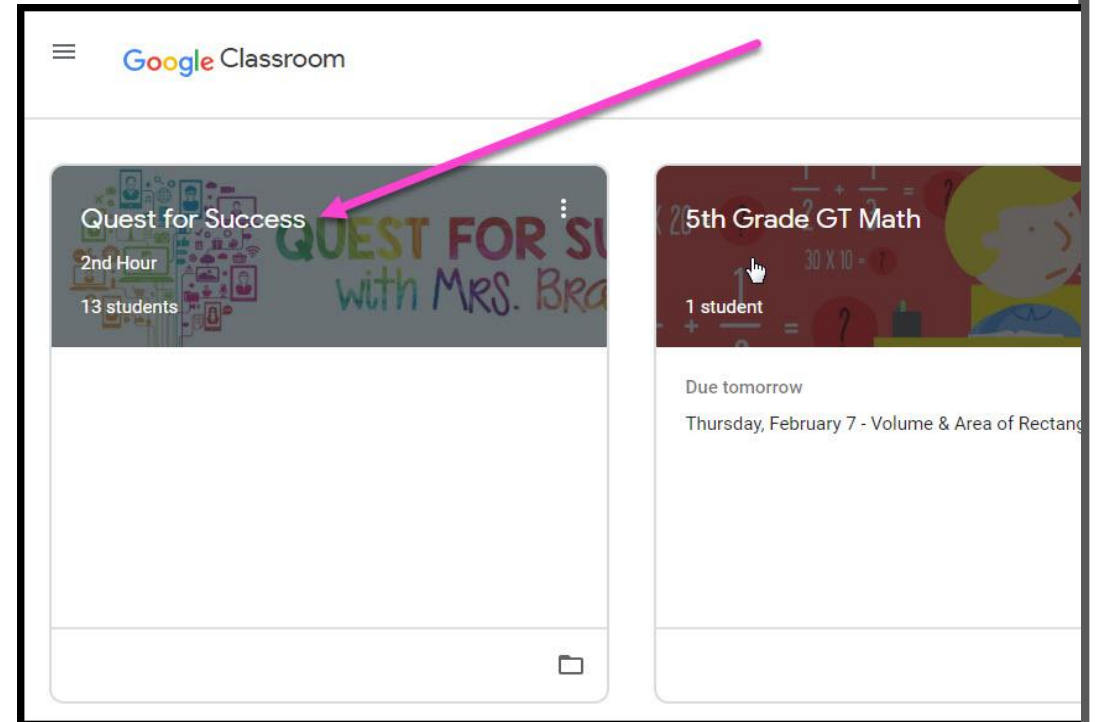
Click on the waffle button and then the Google Classroom icon.



# Navigating Classroom

2

Click on the class you wish to view.

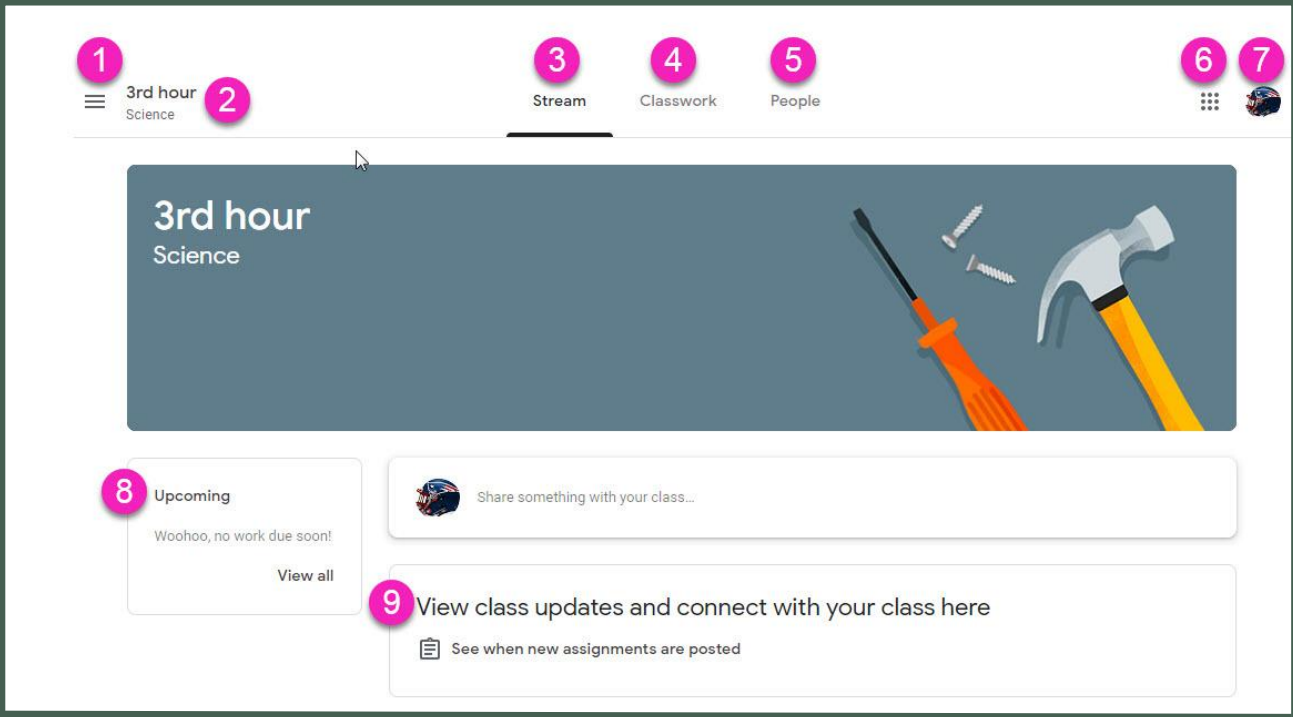


# Navigating Classroom



 = High Interest for Parents

# 3

Page tools  
(Left side)



The screenshot shows a Classroom page for '3rd hour Science'. At the top, there is a navigation bar with a menu icon (1), the class name '3rd hour Science' (2), and tabs for 'Stream' (3), 'Classwork' (4), and 'People' (5). On the right side of the navigation bar are a waffle button (6) and a profile picture (7). The main content area features a header with the class name and a background image of tools. Below this is an 'Upcoming' section (8) with a message 'Woohoo, no work due soon!' and a 'View all' link. To the right is a text input field for sharing updates. Below that is a section (9) for viewing class updates and connecting with the class, including a toggle for 'See when new assignments are posted'.

- 1 Menu of Classes
- 2 Current Class
- 3 Announcements Page
- 4 Assignments 
- 5 Teacher(s) & Classmates
- 6 Waffle Button (App Directory)
- 7 Your account
- 8 Upcoming Assignments 
- 9 Updates from your teacher

# Navigating Classroom

# 4

## Assignment details


The screenshot displays the Classroom interface with the following elements and callouts:

- 1** Classwork Tab
- 2** View your work
- 3** Google Calendar and Class Drive folder
- 4** View your files
- 5** All topics
- 6** Benchmark Tests
- 7** Assignment Title: For the Week of September 2 - 6
- 8** Assignment Due Date: Due Today
- 9** Assignment Status: Assigned
- 10** Attached files/links: Four PDF files for Day 1 through Day 4.
- 11** View Assignment

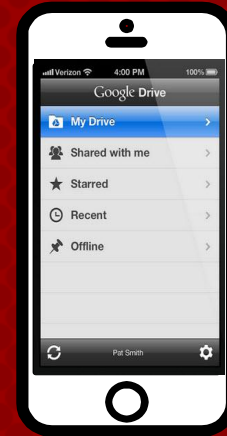
<b>1</b> Classwork Tab	<b>5</b> Topics available	<b>9</b> Assignment Status
<b>2</b> See your Grades	<b>6</b> Topic Headings	<b>10</b> Attached files/links
<b>3</b> See Due Dates	<b>7</b> Assignment Title	<b>11</b> Click to view assignment
<b>4</b> View your files	<b>8</b> Assignment Due Date	

# ACCESS

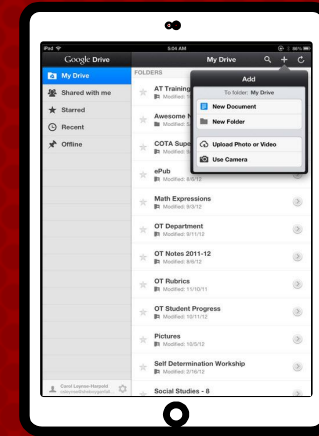
# ANYWHERE



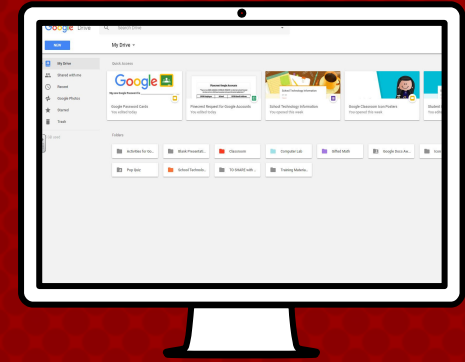
**ANDROID**



**IPHONE**



**TABLET**



**DESKTOP**





# GOOGLE APPS

---

allow you to edit Google  
assignments from  
any device that is connected  
to the internet!



Download on the  
App Store



GET IT ON  
Google Play

# QUESTIONS?



[https://www.smusd.org/parent\\_q\\_a\\_english\\_spanish](https://www.smusd.org/parent_q_a_english_spanish)